













































Square foot garden planner

Download and print at plantandplate.com















plant & plate

PHOTOGRAPHY + NOTES FROM
THE GARDEN AND THE KITCHEN



 8 peas	 9 bush beans	 8 pole beans	 2 cucumbers	 1 tomato	 1 pepper	 1 eggplant
 16 carrots	 9 beets	 16 radishes	 9 turnips	 1 potato	 2 sweet potatoes	 4 corn
 4 lettuce	 9 spinach	 1 kale	 4 swiss chard	 1 cabbage	 1 broccoli	 1 cauliflower
 4 basil	 1 parsley	 1 cilantro	 1 dill	 1 mint	 1 celery	 1 rosemary
 9 chives	 9 scallions	 9 onions	 4 garlic	 4 leeks	 4 thyme	 1 oregano
 1 sunflower	 4 marigolds	 4 quinoa	 1 asparagus	 4 strawberry		
 zucchini, summer squash 2 sqf / plant	 pumpkins, winter squash 2 sqf / plant		 melons 2 sqf / plant			

Example 3'x5' square foot garden bed

 1 tomato	 1 tomato	 1 pepper	 zucchini, summer squash 2 sqf / plant	
 4 basil	 4 marigolds	 1 celery	 9 beets	 1 kale
 4 lettuce	 16 carrots	 4 swiss chard	 16 radishes	 9 spinach

1. Print out this page
2. Cut out the squares for each kind of vegetable, fruit, herb, and flower you want to grow
3. Arrange them in a grid to match your garden beds (I like 3'x5' or 4'x4')
4. Go plant your garden!